

# Home Learning Term 2

Complete one task each week and post on Google Classroom or complete at home and bring it in to share with us.

## Science - Electricity

Go on an electricity hunt around your home – how many things can you find that use electricity. Record your findings however you wish! Look at the booklet attached for some more learning about electricity.




## Art

Get creative and have fun painting a picture of something you like in your local environment.



## History/English

Write a fact file about a British History Hero of your choice. Use the template attached if you wish.



## Maths

Practice your times tables at home playing online games and by completing the fun quizzes attached.

**1 – 10 Times Tables Chart**

1 X	2 X	3 X	4 X	5 X
1x1=1	2x1=2	3x1=3	4x1=4	5x1=5
1x2=2	2x2=4	3x2=6	4x2=8	5x2=10
1x3=3	2x3=6	3x3=9	4x3=12	5x3=15
1x4=4	2x4=8	3x4=12	4x4=16	5x4=20
1x5=5	2x5=10	3x5=15	4x5=20	5x5=25
1x6=6	2x6=12	3x6=18	4x6=24	5x6=30
1x7=7	2x7=14	3x7=21	4x7=28	5x7=35
1x8=8	2x8=16	3x8=24	4x8=32	5x8=40
1x9=9	2x9=18	3x9=27	4x9=36	5x9=45
1x10=10	2x10=20	3x10=30	4x10=40	5x10=50
1x11=11	2x11=22	3x11=33	4x11=44	5x11=55
1x12=12	2x12=24	3x12=36	4x12=48	5x12=60
6 X	7 X	8 X	9 X	10 X
6x1=6	7x1=7	8x1=8	9x1=9	10x1=10
6x2=12	7x2=14	8x2=16	9x2=18	10x2=20
6x3=18	7x3=21	8x3=24	9x3=27	10x3=30
6x4=24	7x4=28	8x4=32	9x4=36	10x4=40
6x5=30	7x5=35	8x5=40	9x5=45	10x5=50
6x6=36	7x6=42	8x6=48	9x6=54	10x6=60
6x7=42	7x7=49	8x7=56	9x7=63	10x7=70
6x8=48	7x8=56	8x8=64	9x8=72	10x8=80
6x9=54	7x9=63	8x9=72	9x9=81	10x9=90
6x10=60	7x10=70	8x10=80	9x10=90	10x10=100
6x11=66	7x11=77	8x11=88	9x11=99	10x11=110
6x12=72	7x12=84	8x12=96	9x12=108	10x12=120

guruparents.com

## DT

Can you go on a hunt around your house and see which objects in your home use hinges.

Record your finding however you wish!  
<https://www.bbc.co.uk/teach/class-clips-video/articles/z4qxt39>

Can you make a treasure box to keep something safe in?



## Science – Sound

Have a go at making your own string telephones. Go onto Youtube and watch a video to help you.



<https://www.youtube.com/watch?v=3yqB2KFwJCc>


## Computing

Watch the video links and read the information attached to improve your understanding of e-safety. Can you give advice to others?




## Mindfulness

Take a walk in the park/woods and have fun stamping, crunching, and kicking up the autumn leaves. Share a photo with us!



FACT FILE

\_\_\_\_\_



Full Name: \_\_\_\_\_  
Date of Birth: \_\_\_\_\_  
Place of Birth: \_\_\_\_\_  
Died: \_\_\_\_\_

**Early Life:** \_\_\_\_\_  
\_\_\_\_\_  
\_\_\_\_\_  
\_\_\_\_\_

**Famous for:** \_\_\_\_\_  
\_\_\_\_\_  
\_\_\_\_\_  
\_\_\_\_\_

**Facts and Quotes:**

1. \_\_\_\_\_
2. \_\_\_\_\_
3. \_\_\_\_\_
4. \_\_\_\_\_
5. \_\_\_\_\_

## Factors and Multiples Quiz

- Which number below is a factor of 24, but not a multiple of 8.  
A 8  
B 7  
C 10  
D 12
- Which number below is a factor of 20, but not a multiple of 5.  
A 4  
B 6  
C 8  
D 10
- Which number below is a factor of 12, but not a multiple of 3.  
A 4  
B 6  
C 8  
D 9
- Which number below is a factor of 22, but not a multiple of 11.  
A 2  
B 4  
C 11  
D 22
- Which number below is not a factor of 12, AND a multiple of 6.  
A 4  
B 6  
C 3  
D 10
- Which number below is a factor of 20, but not a multiple of 2.  
A 4  
B 5  
C 10  
D 12
- Which number below is a factor of 15, but not a multiple of 3.  
A 4  
B 5  
C 6  
D 15
- Which number below is a factor of 16, but not a multiple of 8.  
A 4  
B 6  
C 8  
D 12
- Which number below is a factor of 22, but not a multiple of 2.  
A 2  
B 6  
C 22  
D 11
- Which number below is a factor of 14, but not a multiple of 7.  
A 2  
B 4  
C 7  
D 14
- Which number below is a factor of 14, but not a multiple of 2.  
A 2  
B 14  
C 5  
D 7
- Which number below is a factor of 21, but not a multiple of 3.  
A 21  
B 3  
C 5  
D 1

<p>1 to 30  It's a multiple of 5  The digit difference is 3  It's odd</p>	<p>1 to 30  It's a multiple of 3  It's even  The units digit is the square of the tens digit</p>	<p>1 to 40  It's a multiple of 8  One of it's digits is a square number  The product of the digits is 6</p>	<p>1 to 40  It's a multiple of 5  It's a factor of 40  The tens digit is an odd number</p>
<p>1 to 30  It's a multiple of 3  The sum of the digits is 6  Both digits are odd</p>	<p>1 to 30  It's a multiple of 3  It's odd  The tens digit is double the units digit</p>	<p>1 to 40  It's a multiple of 4  It's a square number  The tens digit is half the units digit</p>	<p>1 to 90  It's a multiple of 9  It's divisible by 5  It's odd</p>
<p>1 to 30  It's a multiple of 5  It's divisible by 3  It's odd</p>	<p>1 to 40  It's a multiple of 6  It's divisible by 9  It's a square number</p>	<p>1 to 20  It's a prime number  It's odd  It's a factor of 26</p>	<p>1 to 100  It's a multiple of 10  It's a factor of 40  The sum of the digits is 2</p>
<p>1 to 30  It's a multiple of 6  The digit sum is 3  The product of the digits is 2</p>	<p>1 to 50.  It's a multiple of 2.  It's a multiple of 3.  It's a multiple of 5.</p>	<p>1 to 20  It's a multiple of 2  It's a factor of 24  It's a square number</p>	<p>1 to 100  It's a multiple of 10  One of the digits is odd  It's a square number</p>

# Number Property Grids

Use all of numbers 0-20.

You cannot use the numbers more than once.

	Multiple of 5	< 10	> 12
Multiple of 2			
Odd			
Even			

1	2	3	4	5	6	7	8	9	10
11	12	13	14	15	16	17	18	19	20

# Number Property Grids

Use numbers 0-40.

You cannot use the numbers more than once.

	Between 15 and 30	> 10	Multiple of 5
odd			
Multiple of 10			
Multiple of 5			

1	2	3	4	5	6	7	8	9	10
11	12	13	14	15	16	17	18	19	20
21	22	23	24	25	26	27	28	29	30
31	32	33	34	35	36	37	38	39	40

## E Safety

### Purposeful Practice

Read the information below and then read the emails from Millie, Sally and Salma. Decide which email you would like to reply to and then write them a reply. Your reply must contain at least three pieces of advice to help keep them safe and stop them becoming anxious (worried) or distressed (upset).

**If you have access to the Internet watch this video**

<https://www.bbc.co.uk/newsround/35506690>

The five pieces of advice have been summarised below.

- 1) Choose your online friends wisely.** You don't have to accept friends requests or chat with people you don't know just because they ask you to.
- 2) Be really careful about sharing photos online.** If you would not want your teacher to see a picture don't post it online.
- 3) Be really careful about sharing personal information:** You should not share information like your address, your phone number or the school you go to with strangers.
- 4) Keep your information private.** Most apps and social media have privacy settings. Use them and get help using them.
- 5) If anybody tries to put you under pressure to say or do something you are not happy about say no, stop the conversation and tell an appropriate adult.**

### Email 1



I posted this picture of me at a climbing wall on my Instagram account. Lots of people liked it and said nice things. Andy saw it and said some mean things. It made me sad and angry.

I am not sure what to do about this and thought you might be able to give me some advice.

Thanks very much

Millie.



## Advice for Millie

Dear Millie,



**Task: Please use the advice above to write a reply to Millie**



## Email 2

**Subject:** Meeting Wolfy 007

**Message:** Dear Andy,

I really enjoy playing Roblox online with some other children. One of the other children (Wolfy 007) sounds like fun and we get on well. Last night he told me that he wants to meet up. He has asked me to give him my address so he can suggest a place nearby.

I am not sure what to do. I know I am not meant to talk to strangers but I don't want to upset Wolfy. What should I do?

Thanks  
Sally



## Advice for Sally

Dear Sally,



**Task: Please use the advice above to write a reply to Sally.**

## Email 4



Robux Generator

andrew.magee@theriseschool.com

Robux Generator

Dear Andy,

Last week I was playing Roblox and a user called Simon 7 told me that if I told him my Roblox username and password he would sign me up for a free Robux Generator.

I would really like to get free Robux as they are expensive to buy and I could get some cool new features and skins.

Shall I give Simon the information he wants?

Thanks

Salma

## Advice for Salma



**Task: Please use the advice above to write a reply to Salma.**

### *Improve your understanding*

Visit the Think u Know website and complete the Bandrunner game.

[https://www.thinkuknow.co.uk/8\\_10/](https://www.thinkuknow.co.uk/8_10/)

## E-Safety

### Memory Platform

1) Do you have to accept friend requests from people on games, apps and social networking sites?

2) Should you give your address to strangers online? What could happen?

3) Why do you have to be really careful about showing photos online?

4) What do you think is the most important advice about e-safety that children need to know?

### Purposeful Practice

Read the articles below and then answer the questions:

#### Addicted to Gaming



##### Article A

Kieran plays computer games every day after school. At first so do his mates, but they get bored and leave him alone. He spends more and more time playing games - trying to reach the top of the leader board. Being able to play against other people online only makes things worse. It gets so bad his parents have to find him a clinic that helps children with addiction.

##### Article B

A London hospital is preparing to launch the first ever NHS-funded internet addiction centre for young people and adults. The move comes at a time of growing concern about internet and gaming. Symptoms include carrying on gaming despite negative consequences. Negative consequences can include difficulty sleeping, obesity and it can be a trigger for violence.

1) Why does Kieran spend so much time playing games online?

2) Who is the addiction centre for? What are they addicted to?


3) What do you think the term **Internet addiction** means?


4) Identify three negative consequences of gaming


5) Can you think of any advantages of gaming?


6) Can you suggest two things Kieran could do instead of gaming?


In the space below design a poster to warn young people about the dangers of gaming addiction. It should explain some of the negative consequences and suggest some things children can do instead of gaming.

A large, empty rectangular box with a thin black border, intended for the student to design a poster. The box is positioned below the instruction text and occupies most of the page's width and height.A narrow, horizontal rectangular box with a thin black border, located at the bottom of the page. It is likely intended for a footer, page number, or additional notes.

**Improve Your Understanding.**

Watch the BBC Newsround special video clip called Internet safety: Caught in the Web - a Newsround Special

<https://www.bbc.co.uk/newsround/13908828>

# Electricity



## Work Booklet

Name: \_\_\_\_\_

 Lesson One 



Key Vocabulary

Electricity - A form of energy

Battery - A container consisting of one or more cells where chemical energy is converted into electricity

Hazard - A danger or risk

Safety - Being protected from or unlikely to cause danger, risk or injury

---



Task

Sort the items below in to whether they need electricity or not.

Television

Table

Coat

Mobile  
phone

Candle

Torch

Pencil

Tennis ball

Fridge

Alarm clock

Oven

---

Uses electricity

No electricity

---





What is the difference between mains electricity and batteries?

---

---

---

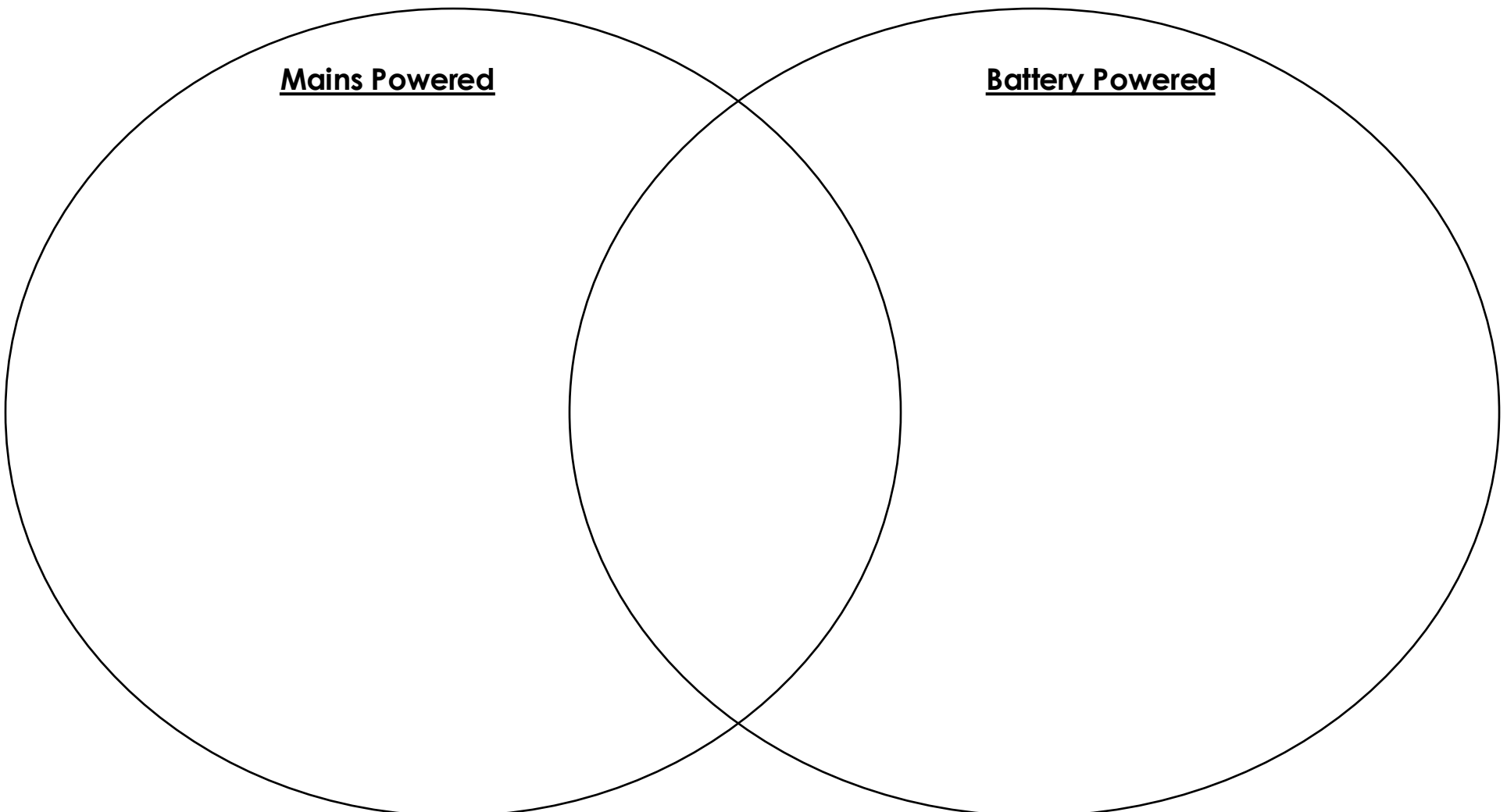
---

---



Task

Add in electrical items to the diagram below:





Identify the electrical risks in the image above . There are 4 altogether.



## Task

Look at the ways to keep safe at home. They are all important but below, record the four you think are the most important:

1) \_\_\_\_\_

2) \_\_\_\_\_

3) \_\_\_\_\_

4) \_\_\_\_\_

Look at the ways to keep safe when out and about. They are all important but below, record the four you think are the most important:

1) \_\_\_\_\_

2) \_\_\_\_\_

3) \_\_\_\_\_

4) \_\_\_\_\_