

Term 4 – Home Learning



Please aim to complete one task a week. Choose the tasks that appeal to you the most. You can bring your finished tasks into school to show your class OR upload pictures onto google classroom. Most importantly...have fun!

- 1) Design your very own rainforest animal. Illustrate it using the tools you prefer (paint, crayons, play-doh, junk-modelling etc). Can you label your animal using your phonics? If you would like to challenge yourself, create a fact file on your animal!
 - 2) Create a collage of the rainforest. Make sure you include the plants and the animals.
 - 3) Create a poster about why we need to save our rainforests from deforestation. Include what we can do to help.
 - 4) Gather pebbles and paint rainforest animals/patterns on them.
 - 5) Research the 4 layers of the Rainforest. The forest floor, understory, canopy and emergent layer.
 - draw and colour/paint your favourite layer of the rainforest and explain why you would like to live in this layer the most.
- or/and
- show the four layers of the rainforest using any tools you prefer, label the layers.
- 6) Learn and perform the song 'Down in the Jungle' - <https://www.youtube.com/watch?v=-zxcGKIMcOs>
 - 7) Can you choose a country in the UK to create a fact file about? Where would you like to live in the UK and why?
 - 8) Can you recreate a toy from the olden days? What year was it from? Bring it in and show the class.
 - 9) Create a map of your house. Hide some 'treasure' and see if someone can follow your map and find it!
 - 10) Just like our artist of the term 'Andy Goldsworthy', use natural materials to build a sculpture.

Maths and English Learning

English/Phonics:


- As always, practise your phonics spellings that are sent home weekly.
 - Complete the similes on the worksheet provided.
- Choose the phonemes you find the trickiest from the 'phase 5 activity pack' and complete the spelling activity.
 - Can you correct the sentences on the 'mark my learning' worksheet? Correct the capital letters and punctuation.





Maths:

- Can you find the shapes and colour them the correct colour on the '2D shape hunt' worksheet?
 - Complete the '3D shape hunt'. Begin by naming the shapes shown and then colour them the correct colour.
- Practise counting up in your 2s, 5s and 10s. This term, there will be a particular focus on counting in 5s.

2D Shape Hunt


Can you find and colour all of the 2D shapes? Use the colour key to find which colour to use for each shape.







Circle	
Square	
Rectangle	
Triangle	

2D Shape Hunt

Can you find and colour all of the 2D shapes? Use the colour key to find which colour to use for each shape.



Circle	
Square	
Rectangle	
Triangle	

2D Shape Hunt

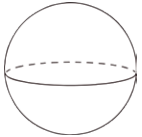
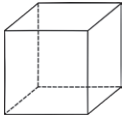

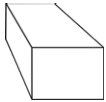
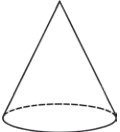

Can you find and colour all of the 2D shapes? Use the colour key to find which colour to use for each shape.




Circle	Yellow
Square	Blue
Rectangle	Red
Triangle	Green
Oval	Pink
Pentagon	Purple
Hexagon	Orange

3D Shape Colouring

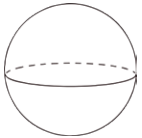
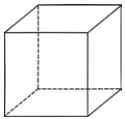

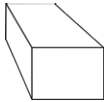
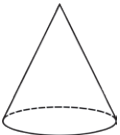

Use the key to colour in the 3D shapes correctly.

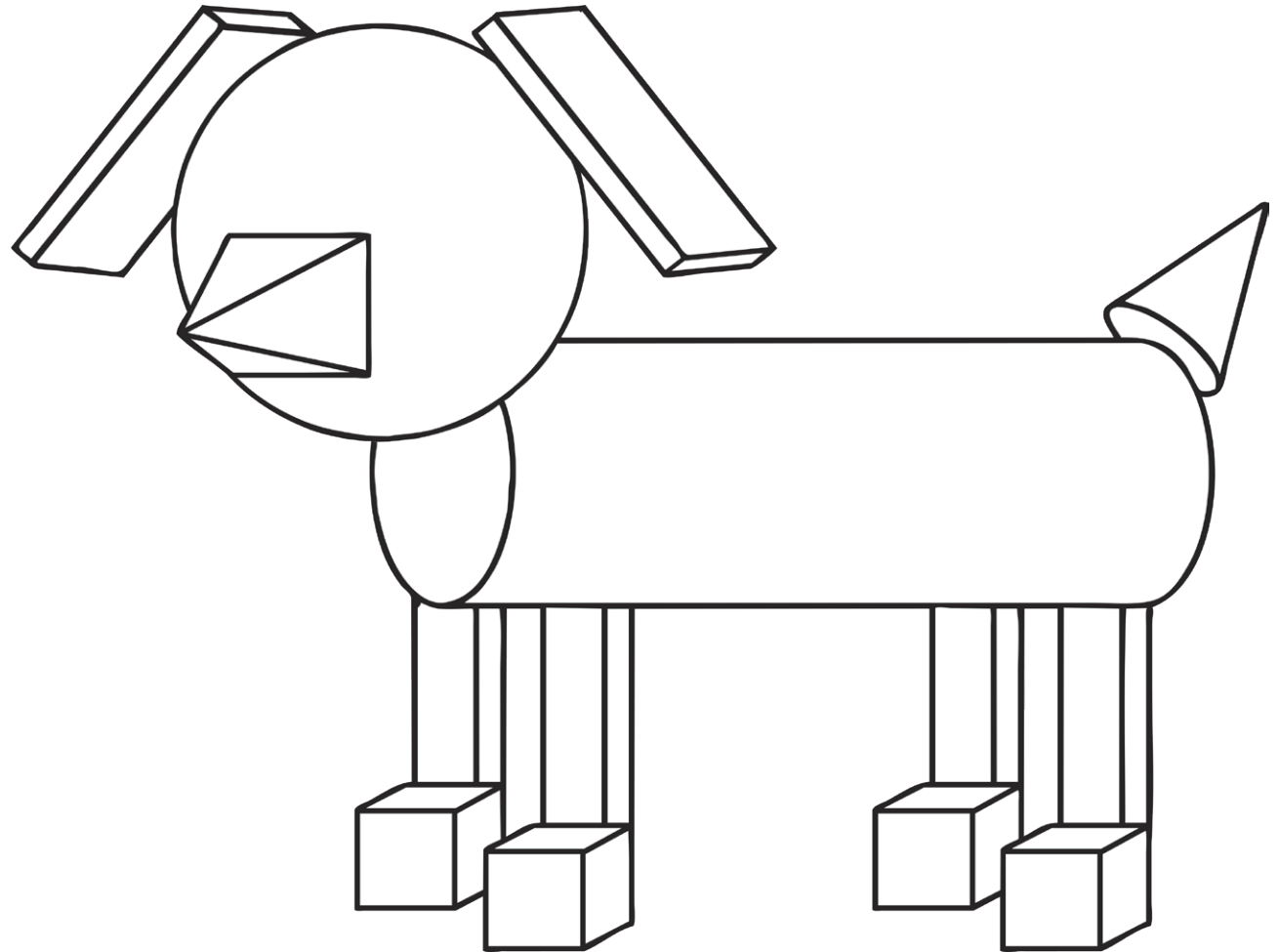
Key		
Shape	Name	Colour
		blue
		yellow
		purple
		green
		orange
		red



3D Shape Colouring

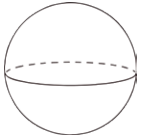
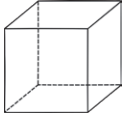

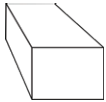
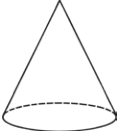

Use the key to colour in the 3D shapes correctly.


Key		
Shape	Name	Colour
		blue
		yellow
		purple
		green
		orange
		red



3D Shape Colouring

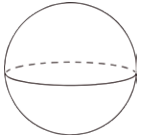
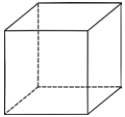

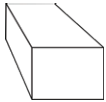
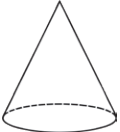

Use the key to colour in the 3D shapes correctly.

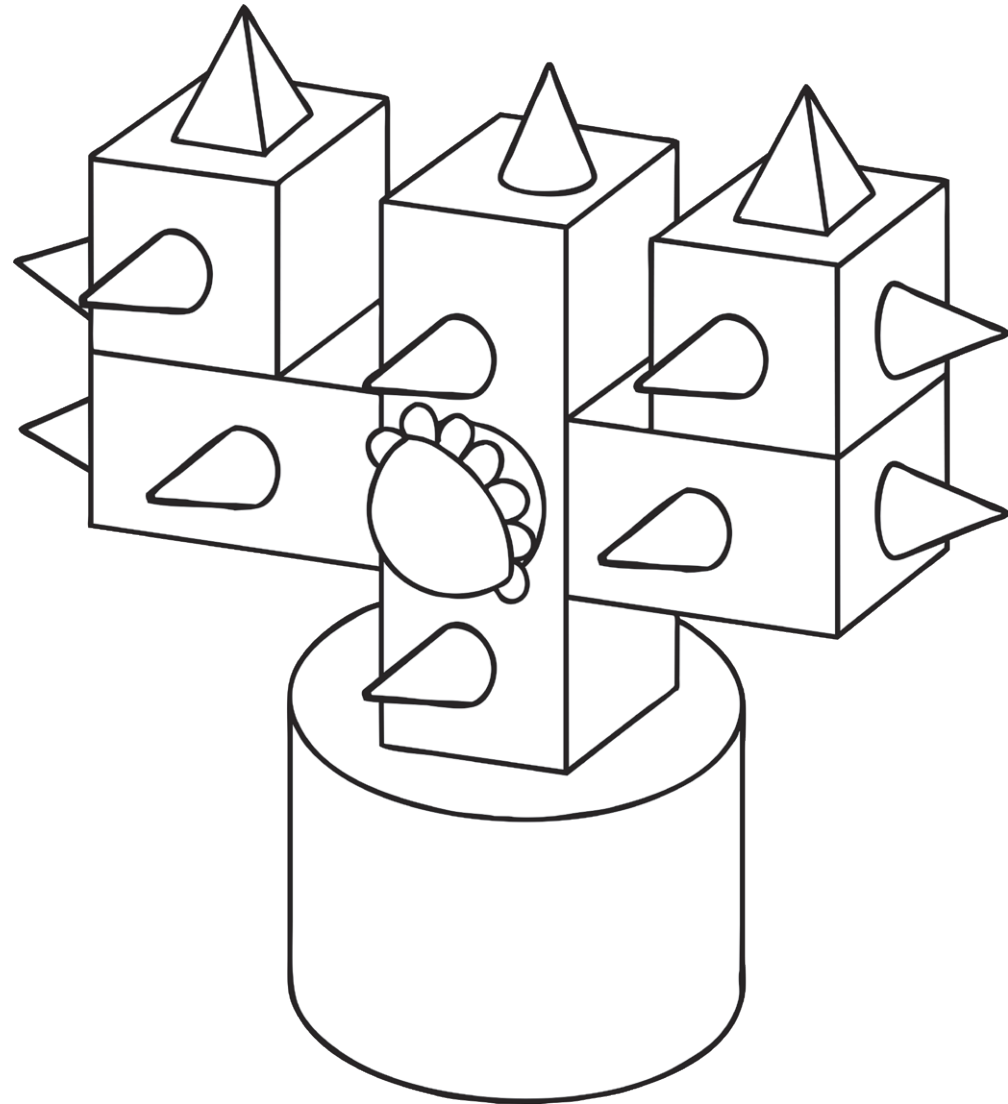
Key		
Shape	Name	Colour
		blue
		yellow
		purple
		green
		orange
		red



3D Shape Colouring

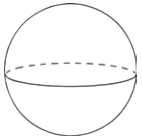
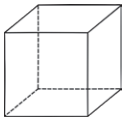

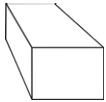
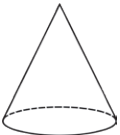

Use the key to colour in the 3D shapes correctly.


Key		
Shape	Name	Colour
		blue
		yellow
		purple
		green
		orange
		red



3D Shape Colouring

Use the key to colour in the 3D shapes correctly.

Key		
Shape	Name	Colour
		blue
		yellow
		purple
		green
		orange
		red



Mark My Work!



Some questions, exclamations, statements and commands have been written below. Can you mark my work by checking each sentence has been punctuated and spelt correctly? Rewrite any that are wrong.

1. pick up the Easter eggs now?

2. how wonderful the weather is today for an egg hunt.

3. My favourite Easter egg is mint chocolate flavour.

4. Would you like to share some of my Easter eggs?

5. I lyke huntin for eggs in the garden

6. Beth had many Easter eggs!

7. I like spending time with my family at Easter.

8. She eight seven Easter eggs.



Mark My Work! Answers

1. pick up the Easter eggs now? **Incorrect**

Pick up the Easter eggs now.

2. how wonderful the weather is today for an egg hunt. **Incorrect**

How wonderful the weather is today for an egg hunt!

3. My favourite Easter egg is mint chocolate flavour. **Correct**

4. Would you like to share some of my Easter eggs? **Correct**

5. I lyke huntin for eggs in the garden **Incorrect**

I like hunting for eggs in the garden.

6. Beth had many Easter eggs! **Incorrect**

Beth had many Easter eggs.

7. I like spending time with my family at Easter. **Correct**

8. she eight seven Easter eggs. **Incorrect**

She ate seven Easter eggs.

'a-e' Spelling Activity



1. Trace over 'a-e'.

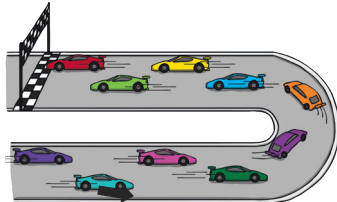
a e a e a e a e
a e a e a e a e

2. Just add 'a-e'.

g_t_ g_z_
fl_m_ sn_k_
c_k_ r_c_
sp_c_ am_z_

3. Write the correct 'a-e' words under the pictures.





'aw' Spelling Activity

1. Trace over 'aw'.


aw aw aw aw aw
aw aw aw aw aw

2. Just add 'aw'.

p__s dr__
cr__l d__n
cl__s l__n
j__ sh__l

3. Write the correct 'aw' words under the pictures.





'ea' Spelling Activity


1. Trace over 'ea'.


ea ea ea ea ea
ea ea ea ea ea

2. Just add 'ea'.

t__ cr__m
__st s__t
rep__t s__l
n__t st__m

3. Write the correct 'ea' words under the pictures.





'ew' Spelling Activity

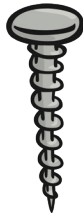
1. Trace over 'ew'.


ew ew ew ew ew
ew ew ew ew ew

2. Just add 'ew'.

st___ cr___
scr___ ch___
j___el n___spaper
thr___ neph___

3. Write the correct 'ew' words under the pictures.





'ey' Spelling Activity



1. Trace over 'ey'.

ey ey ey ey ey
ey ey ey ey ey

2. Just add 'ey'.

k__	mon__
turk__	hon__
monk__	donk__
vall__	troll__

3. Write the correct 'ey' words under the pictures.





'i-e' Spelling Activity

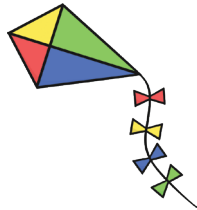
1. Trace over 'i-e'.

i e i e i e i e i e
i e i e i e i e i e

2. Just add 'i-e'.

c	sl_d_
f_r_	k_t_
t_m_	f_v_
ins_d_	inv_t_

3. Write the correct 'i-e' words under the pictures.



5



'ir' Spelling Activity

1. Trace over 'ir'.

ir ir ir ir ir
ir ir ir ir ir

2. Just add 'ir'.

g__ls
sh__t
tw__l
f__st

sk__t
st__
th__ty
th__sty

3. Write the correct 'ir' words under the pictures.



30



'oe' Spelling Activity

1. Trace over 'oe'.



oe oe oe oe oe
oe oe oe oe oe

2. Just add 'oe'.

t__s	g__s
w__	f__
her__s	domin__s
tomat__s	potat__s

3. Write the correct 'oe' words under the pictures.





'o-e' Spelling Activity

1. Trace over 'o-e'.

o e o e o e o e o e
o e o e o e o e o e

2. Just add 'o-e'.

c_n_	b_n_
ph_n_	r_p_
r_s_	h_m_
gl_b_	envel_p_

3. Write the correct 'o-e' words under the pictures.





'ou' Spelling Activity

1. Trace over 'ou'.

ou ou ou ou ou
ou ou ou ou ou

2. Just add 'ou'.

sh__t

m__th

s__th

cl__d

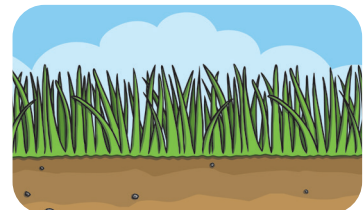
p__nd


ar__nd

f__nd

m__ntain

3. Write the correct 'ou' words under the pictures.





'oy' Spelling Activity



1. Trace over 'oy'.

oy oy oy oy oy
oy oy oy oy oy

2. Just add 'oy'.

t__s	b__
enj__	__ster
v__age	r__al
ann__	l__al

3. Write the correct 'oy' words under the pictures.





'ph' Spelling Activity


1. Trace over 'ph'.

ph ph ph ph ph
ph ph ph ph ph

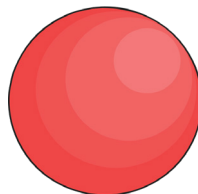
2. Just add 'ph'.

__one tro__y
__onics al__abet
s__ere gra__
ele__ant dol__in

3. Write the correct 'ph' words under the pictures.



A B C



'ue' Spelling Activity

1. Trace over 'ue'.


ue ue ue ue ue
ue ue ue ue ue

2. Just add 'ue'.

gl___ f___l
bl___ cl___s
tiss___ arg___
tr___ stat___

3. Write the correct 'ue' words under the pictures.





'u-e' Spelling Activity

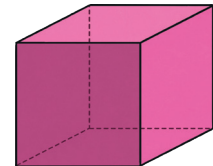
1. Trace over 'u-e'.


u e u e u e u e u e
u e u e u e u e u e

2. Just add 'u-e'.


c _ b _	_ s _
r _ l _ r	fl _ t _
c _ t _	h _ g _
pr _ n _	perf _ m _

3. Write the correct 'u-e' words under the pictures.





I am as...



Quick as _____

Slow as _____

Small as _____

Large as _____

Sad as _____

Happy as _____

Nice as _____

Mean as _____

Cold as _____

Hot as _____

Weak as _____

Strong as _____

Loud as _____

Quiet as _____

Tough as _____

Gentle as _____

Brave as _____

Shy as _____

Tame as _____

Wild as _____

Lazy as _____

Busy as _____

Put it all together, and you've got me!

